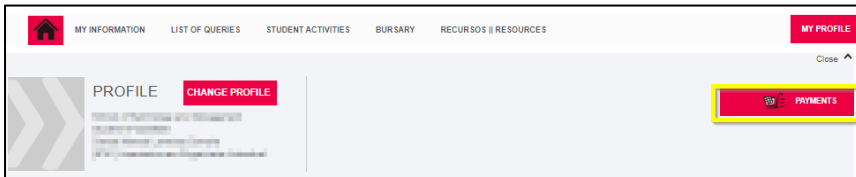
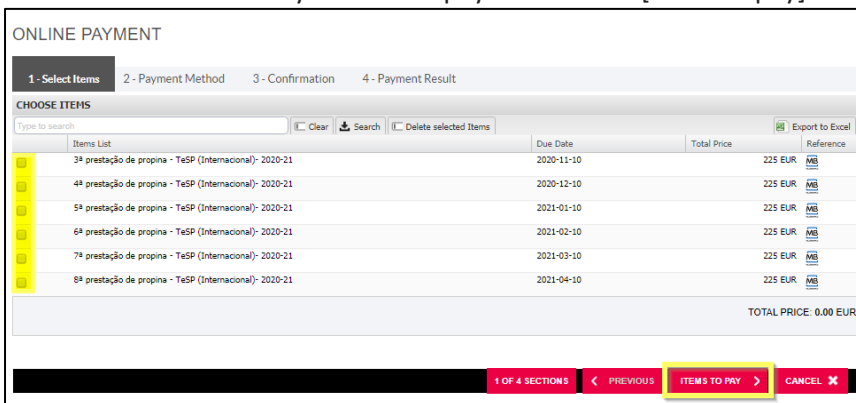


GET ATM PAYMENT REFERENCE

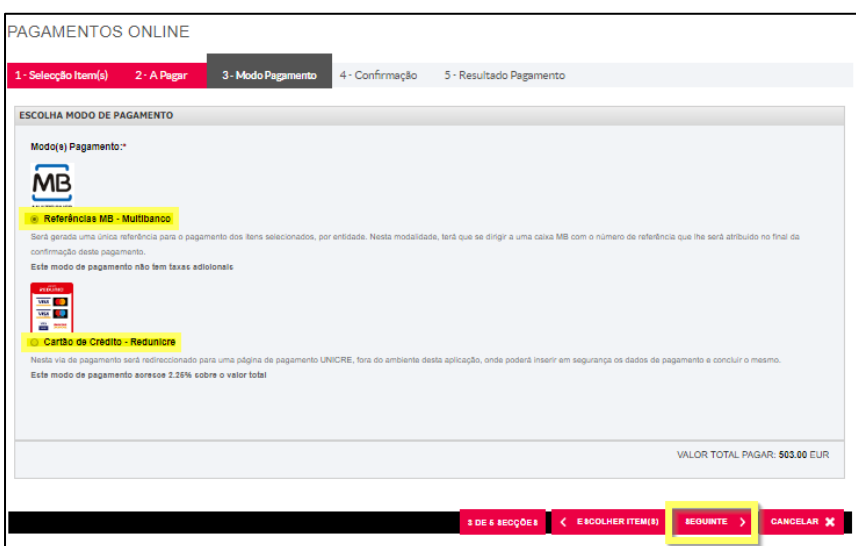
- After successful authentication on the [Portal do Estudante](#) click on [Payments]



- Select the items you want to pay for. Click on [Items to pay]



- Click on [Choose Payment Method]. Select MB References (ATM) or Credit Card and click on [Next]






- Click on [Confirm] to
 - Generate a single MB Reference (ATM)
 - Or to be redirected to an Electronic Payment Terminal (Only applicable to Credit Card Payment).


ONLINE PAYMENTS

1 - Select Items 2 - Payment Method **3 - Confirmation** 4 - Payment Result

CONFIRM PAYMENT DATA

Items List	Due Date	Total Price	Reference
3ª prestação de propina - TeSP (Internacional)- 2020-21	2020-11-10	225 EUR	
4ª prestação de propina - TeSP (Internacional)- 2020-21	2020-12-10	225 EUR	

 **MB References - ATM**
It will be generated unique reference for the payment of the items by the entity. In this modality, you have to go to a ATM with the reference number that will be assigned at the end of this wizard.

 If there are references associated to the selected items, these will be deleted with this new assignment.

PAYMENT VALUE: 450.00 EUR

3 OF 4 SECTIONS < CHOOSE PAYMENT METHOD CONFIRM > CANCEL ✕

If you need help from the Academic Services of the Polytechnic of Leiria, contact us at academicos@ipleiria.pt